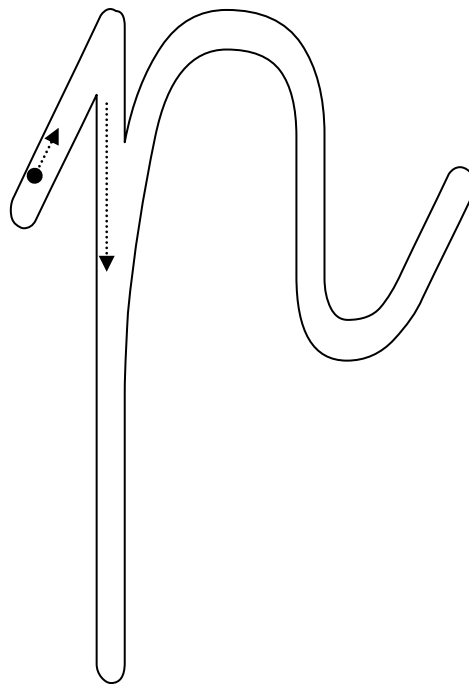
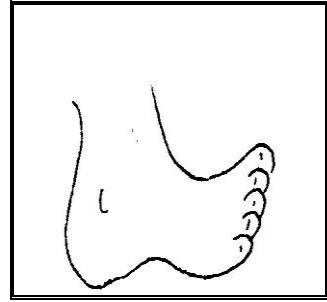
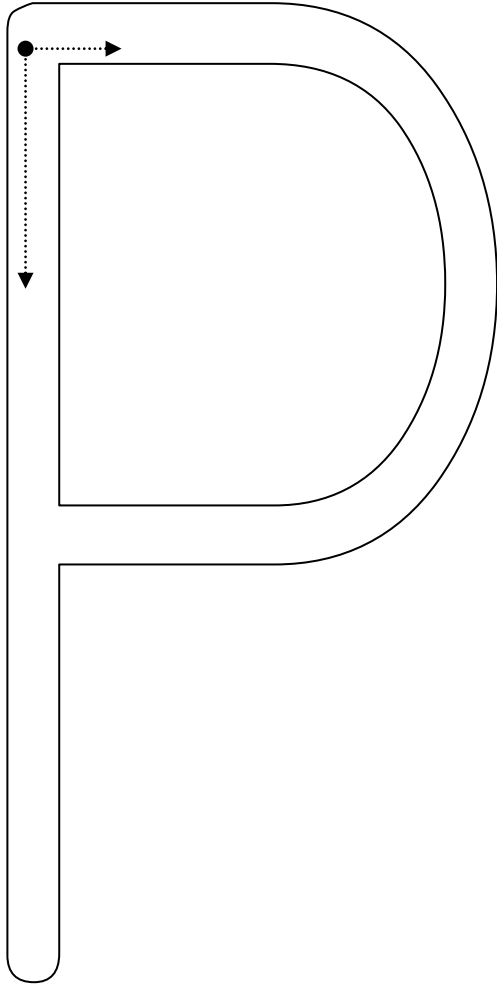


Quadern d'escriptura

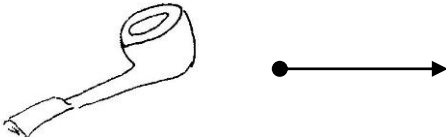
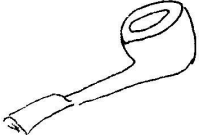
N^o 1

(p, m, l, s, t, d, n, f, h)






Raquel Girau i Susana Soler.



* Unix les dos pipes seguint el camí de la lletra r.

		r	r	r
e	i	a	o	r
i	u	e	i	r
r	r	r	r	r
r	e	a	i	r
r	o	u	e	i
r	r	r	→	

* Repassa amb colors.



*Repassa.

na na na na

no no no no

ne ne ne ne

nu nu nu nu

ni ni ni ni

*Relaciona i pinta del mateix color.

PA

no

PE

ni

PU


na

PI

ne

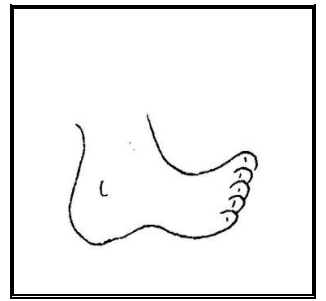
PO

nu



P

p



pa pe pi po pu

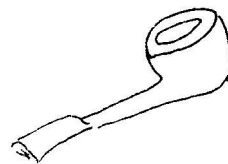
papà , Pep , pupa , pi

pa , Pau , pou , pipí ,

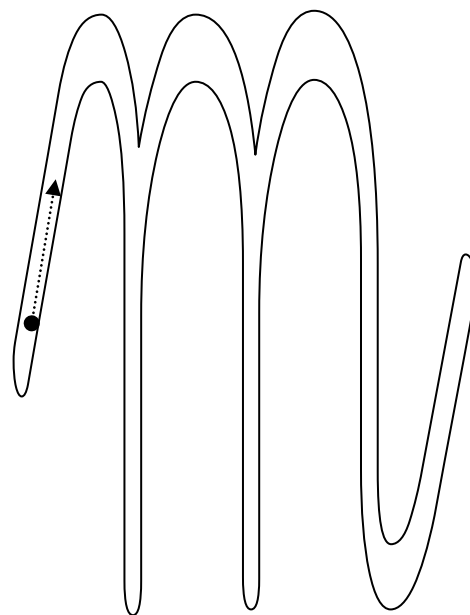
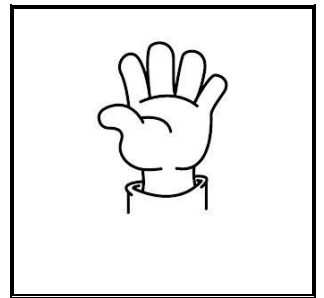
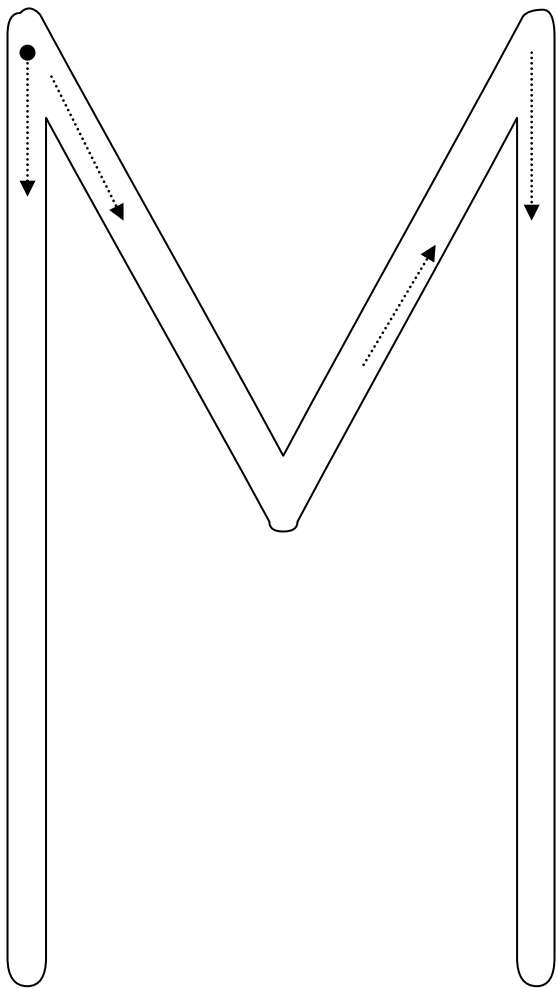
Pep i Pepa






Peu



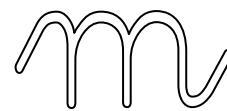

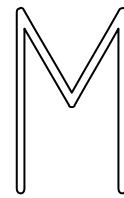
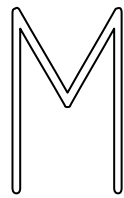

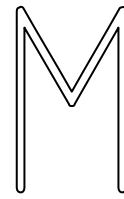
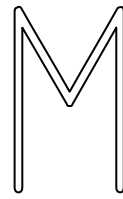
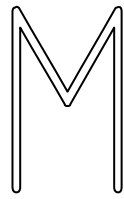

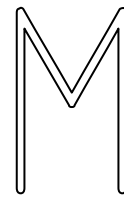
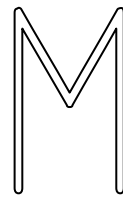
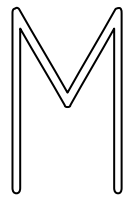

pipa



* Unix les dos mans seguint el camí de la lletra m.

		m	n	a
e	i	m	o	n
i	n	m	i	u
m	m	m	n	o
m	e	a	i	n
m	m	m		

* Repassa amb colors.



*Repassa.

ma ma ma ma

me me me me

me me me me

mu mu mu mu

mi mi mi mi

*Relaciona i pinta del mateix color.

MA

mo

ME

mi

MU

ma

MI

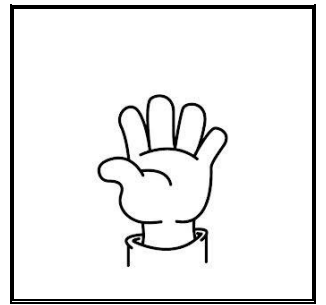
me

MO

mu

M

m



Mi

Mo

Ma

Me

Mu

me

mi

mo

mu

ma

pam

puma

poma

mà

mamà

mapa

mèmia



Ame a mamà.




poma

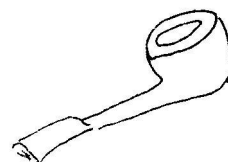


mapa

*Completa.



...eu



...i...a



...a...à




...a




...o...a



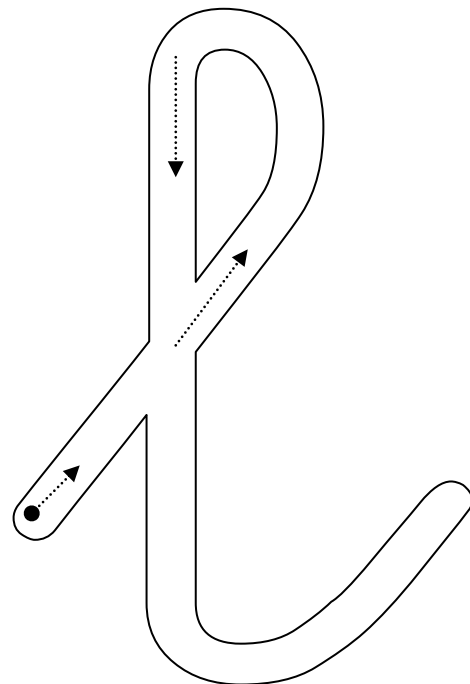

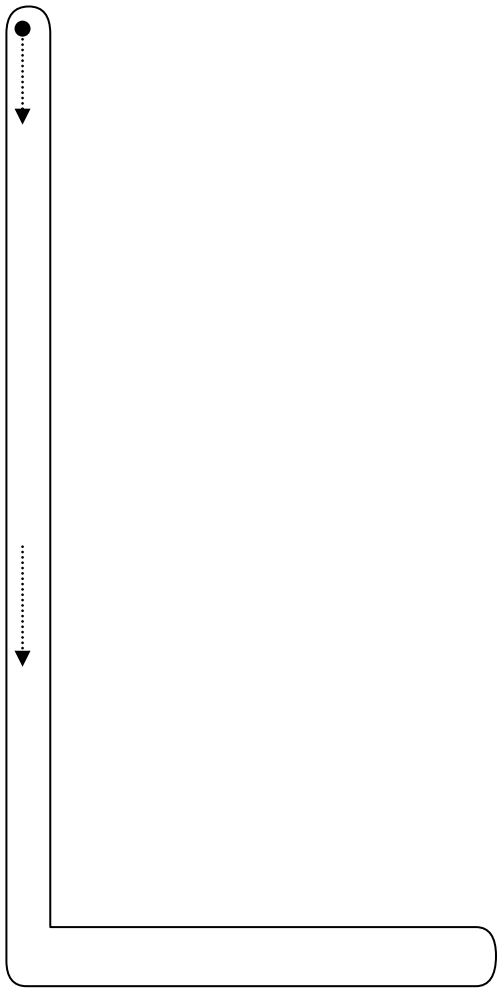
...è...ia



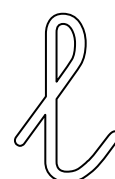
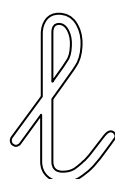
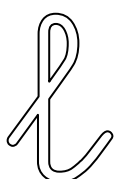
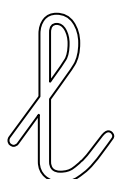
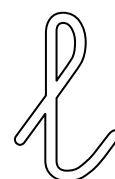
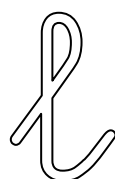
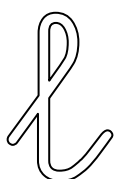
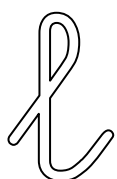
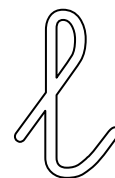
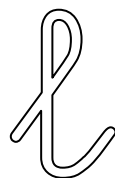
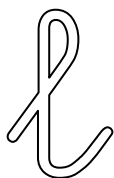
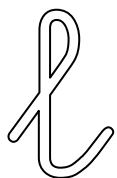












...a...a



...u...a



* Repassa amb colors.



*Repassa.

la la la la

lo lo lo lo

le le le le

lu lu lu lu

li li li li

*Relaciona i pinta del mateix color.

LA

lo

LE

li

LU

la



LI

le

LO


lu

* Unix les dos lupes seguint el camí de la lletra l.

	↓	m	n	a
e	l	l	l	l
i	a	m	n	l
m	l	l	l	l
n	l	e	i	n
m	l	l	→	

L

l



La Le Lo Lu Le

li lo la le lu

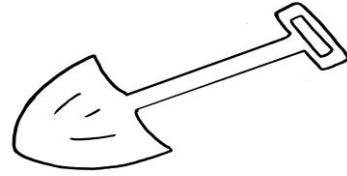
al el il ol ul

lupa , Lola , polo , pala

mel , molí , meló , ala



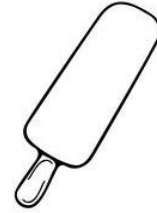
la lupa




la pala



l'ala



el polo



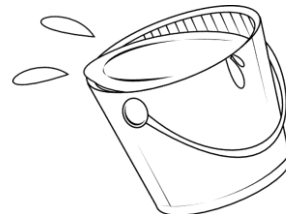
el molí



l'oli



la mel



el poal

* Retalla i aplega.



papà	mamà	pipí
peu	pipa	peu
mapa	polo	pala
meló	oli	mel
lupa	ala	mòmia

* Apega les paraules on corresponga.

PAPÀ	MAMÀ	PIPIÍ
PEU	PIPA	POU
MAPA	POLO	PALA
MELÓ	OLI	MEL
LUPA	ALA	MÒMIA


* Classifica :

papà polo mamà mòmia
mapa poal pala mà
mel lupa pomel peu

el	la
el papà	la mamà



La mel



la pala

Lola mou la mà.

La mula ol la lila.

Pep pela la poma.

La pala i el poal.

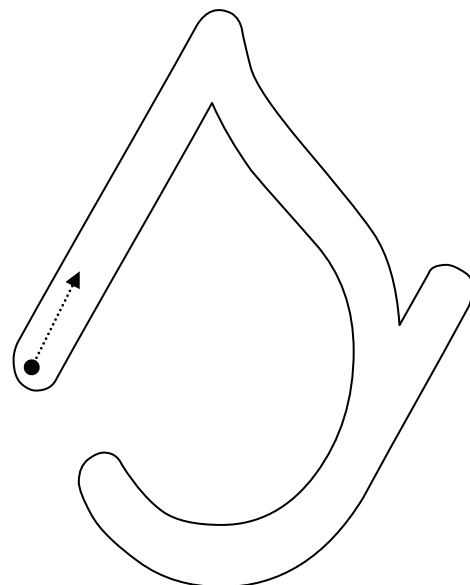

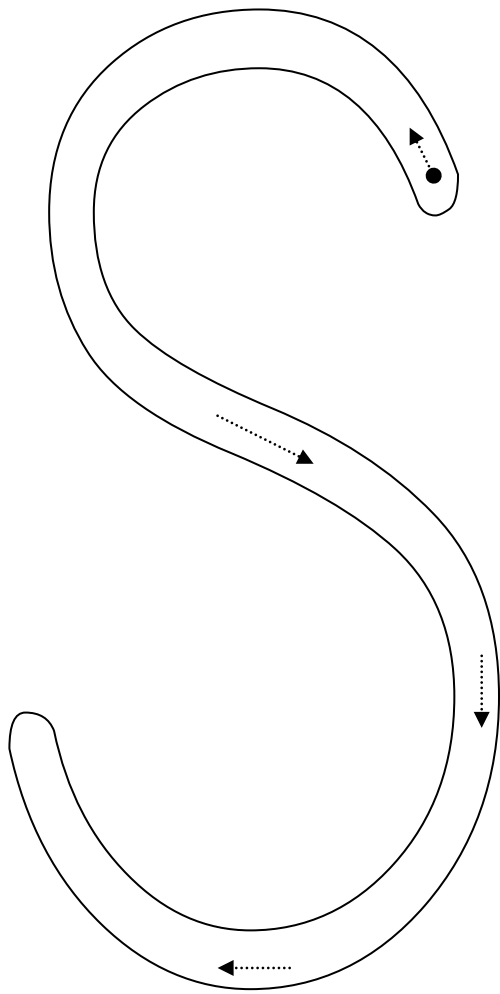
* Llig i dibuixa:

ala


oli

poal


meló



* Encercla les lletres s / S



* Repassa amb colors.



* Repassa.

sa

sa

sa

sa

so

so

so

so

se

se

se

se

su

su

su



su

si

si

si

si



Sa

Se

Si

So

Su

sa

se

si

so

su

as

us

is

os


es

el sol , el sis , la suma , l' os

l' espia , la sal , l' aspa , la sopa



la sopa



el sol



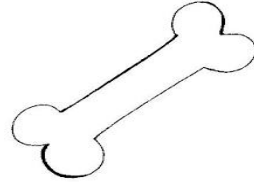
la sal

$$2 + 2 = 4$$

la suma

6

el sis




l'os

Susi posa sal a la sopa.


DICTAT

-Relaciona i copia:

Sis



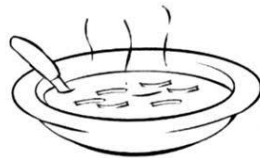
sopa




Molí



Sol





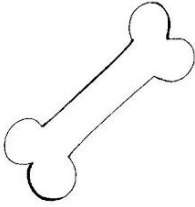
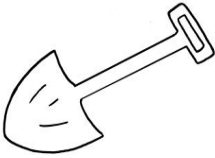

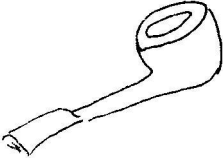
Pala



Mamà

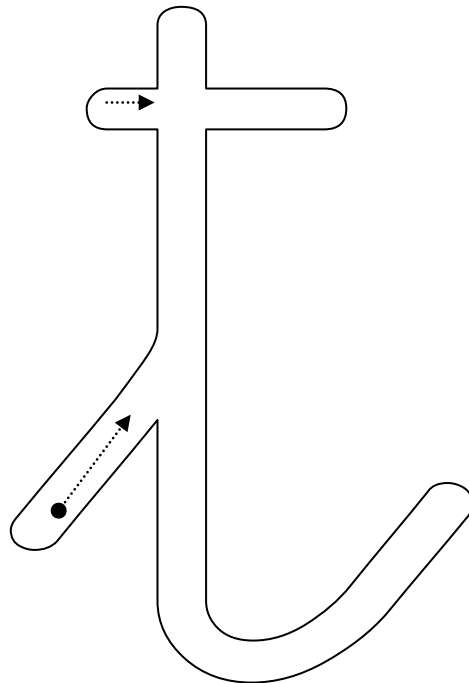
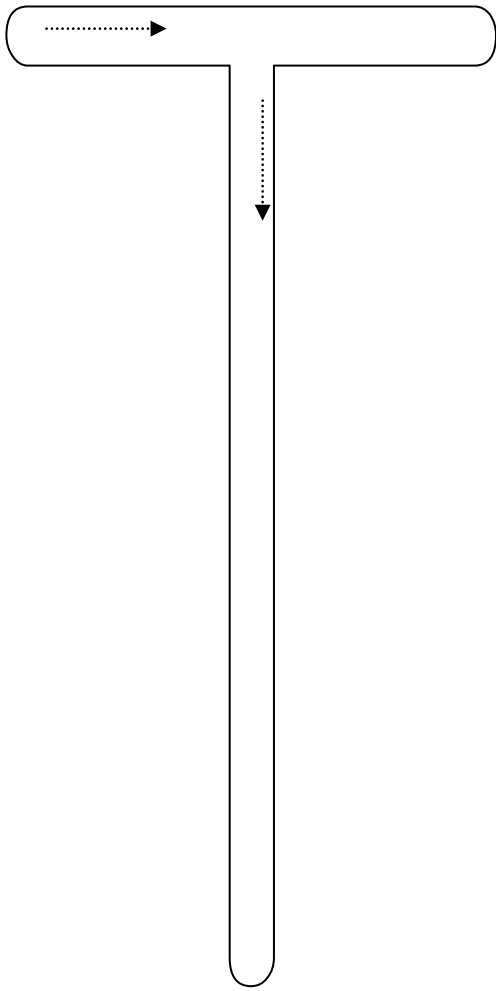


- Retalla i aplega on corresponga


	
	
	



pipa	moli	sis
pala	sol	os



* Encercla les lletres t / T



* Repassa amb colors.

ta

ta

ta

ta

to

to

to

to

te

te

te

te

tu

tu

tu


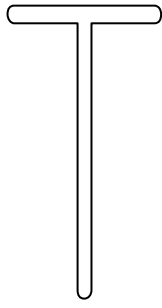
tu

ti

ti

ti

ti



ta

tu

te

to

ti

Te

Ti

Ta

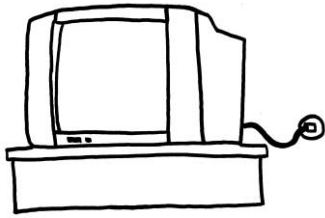
Tu

To

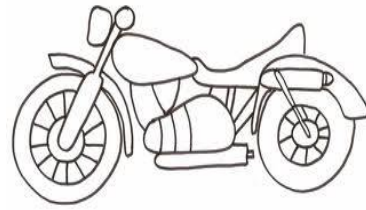
La taula, la tela, la tele,

la pilota, la maleta, la tapa,

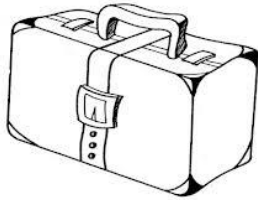
la moto, el pastís, el set, moltes



La tele



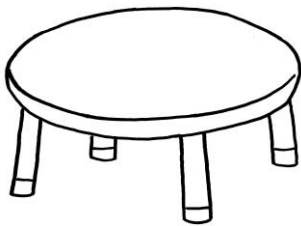
la moto



La maleta



la pilota



La taula

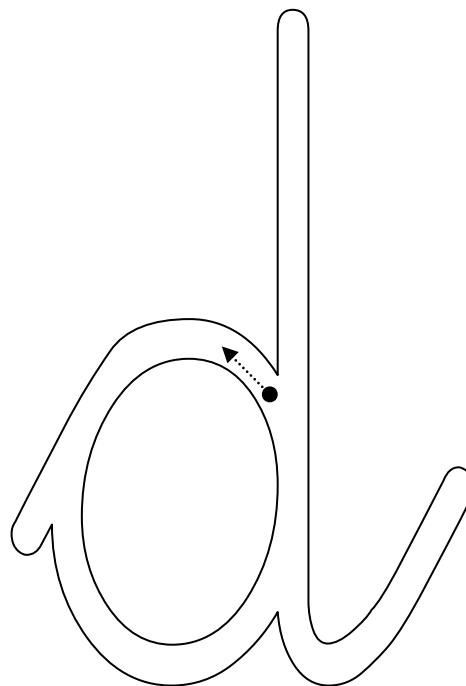
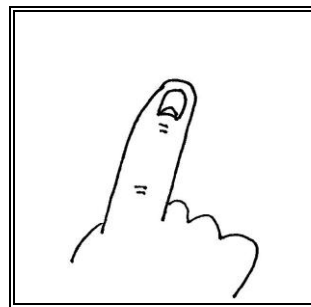
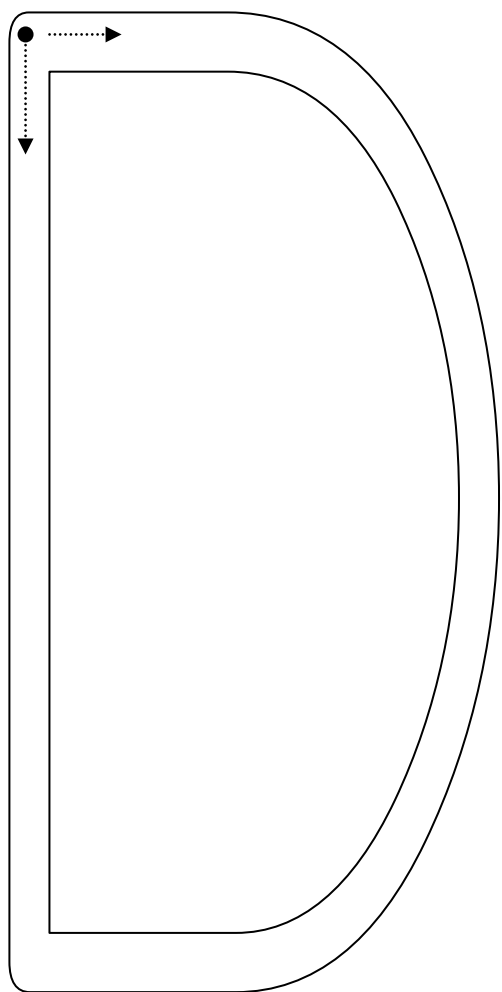


el set



Tomàs està malalt.

Tasta el pastís de nata.





* Unix els dits seguint el camí de la lletra d.

	↓	m	n	a
e	d	t	l	s
i	d	d	d	d
t	s	l	t	d
n	d	d	d	d
m	d	d	→	

*Repassa amb colors.

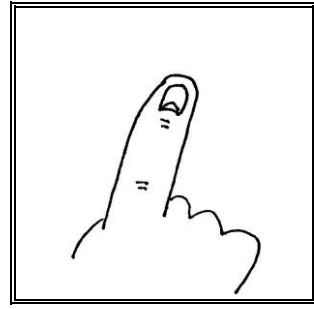
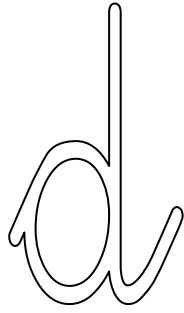
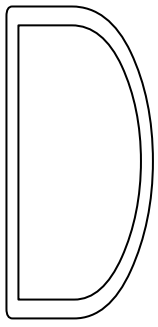
da da da da

de de de de

de de de de

du du du du

du di di di



da

du

de

do

di

Da

Du

De

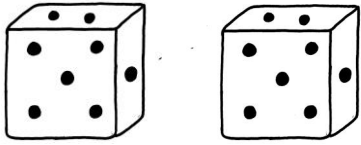
Do

Di

El deu , el dos , el dau , demà

La moda , el dia , el dominó ,

La medusa , la diadema , el dit



dos daus



la diadema



El dit

2

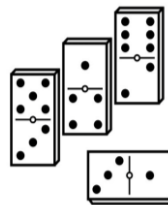
el dos

Isa té mal al dit.

Adela du una diadema.

10

El deu



el dominó

- Classifica les paraules:

	Dit	parà
pilota	dau	pa
lupa	dos	deu
pila	moda	pala

r	d

* Llig i dibuixa :

dit	dau
dos	deu
dia	diadema

DICTAT

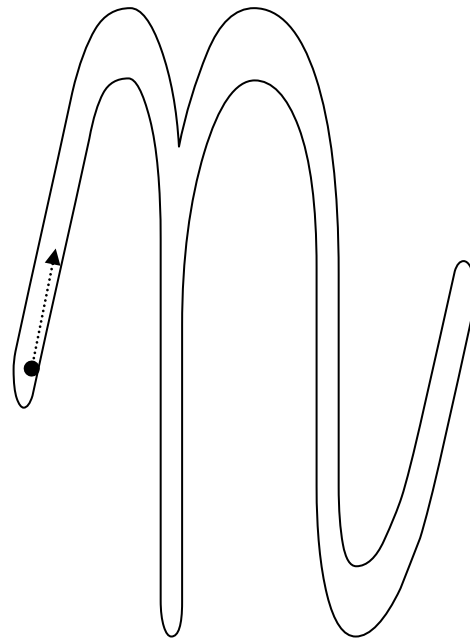
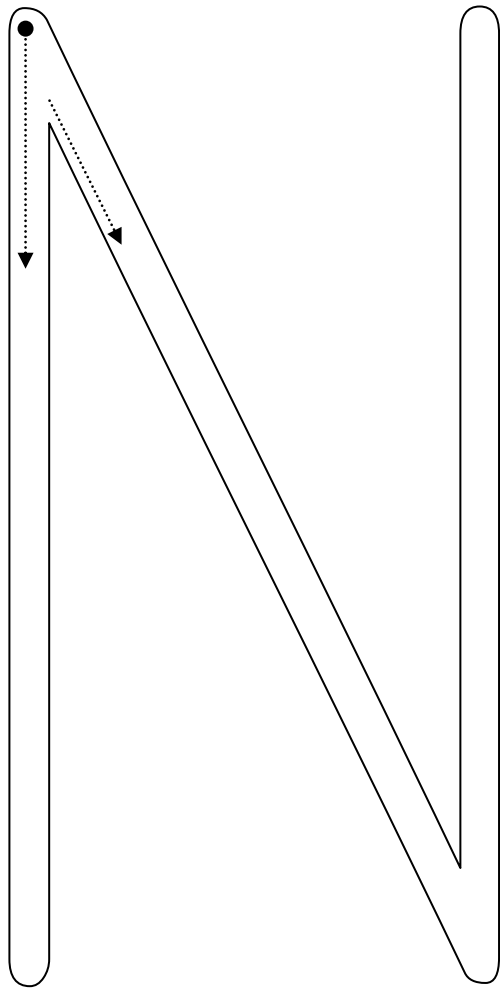
* Retalla i aplega



moto	maleta	pastís
sol	sal	sopa
taula	dit	plomada
porta	tela	dia
dau	dos	os

- Apega les paraules anteriors on corresponda.

MOTO	MALETA	PASTÍS
SOL	SAL	SOPA
TAULA	DIT	POMADA
POTA	TELA	DIA
DAU	DOS	OS



*Repassa amb colors.

na na na na

no no no no


ne ne ne ne

nu nu nu nu

ni ni ni ni

N

n



na ne no ni nu

Na Ni No Ne Nu

un una uns unes

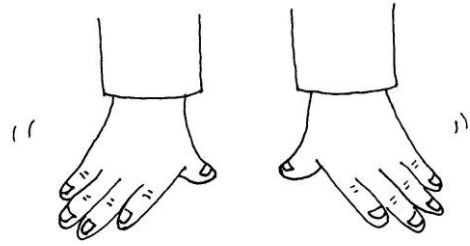
la nata , el niu , la nina , dona

una mona , la nena , el nou ,


la pena , l' amanida , una neta



El piano



dos mans



La mona




el nou

Ana té una neta.

Sonen unes notes de piano.

L'amanida no té sal ni oli.

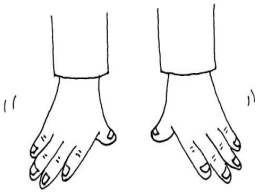
- Contesta **si** o **no** :



És una pala? _____




És una taula? _____



Son unes mans? _____



És un sol? _____



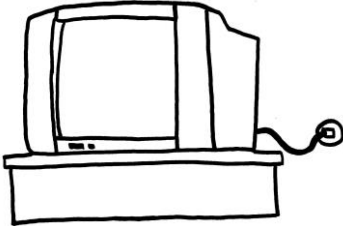





És un niu? _____

- Classifica les paraules:

nata nota
moto mala meló
meta piano
niu neta diadema
maleta nina

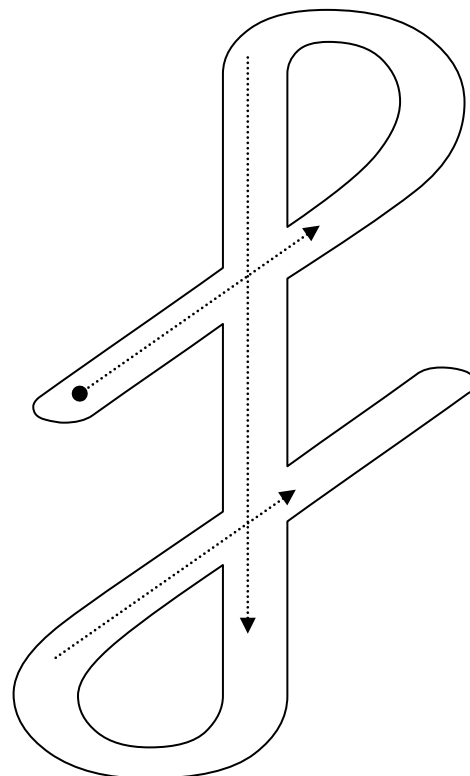
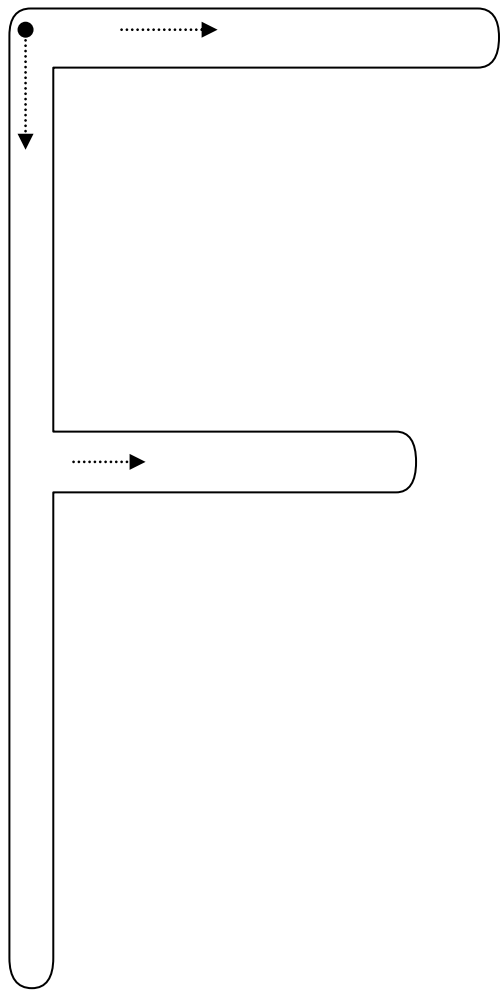
m	n
moto	nata

*Retalla i aplega on corresponda



mona	piano	dau
tele	dit	pa



*Repassa amb colors.

fa

fa

fa

fa

fo

fo

fo

fo

fe

fe

fe

fe

fu

fu

fu

fu

fi

fi

fi

fi

F

f



fa

fe

fi

fo

fu

Fe

Fi

Fu


Fo

Fa

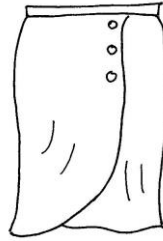
el dofí , la foto , el sofà , un filet

el fil , una festa , el fideu , la foto ,


la família , l' elefant , la fada ,



L' elefant



la falda



Un dofí



una fada

Fina té fam i son.



El sofà



la foto

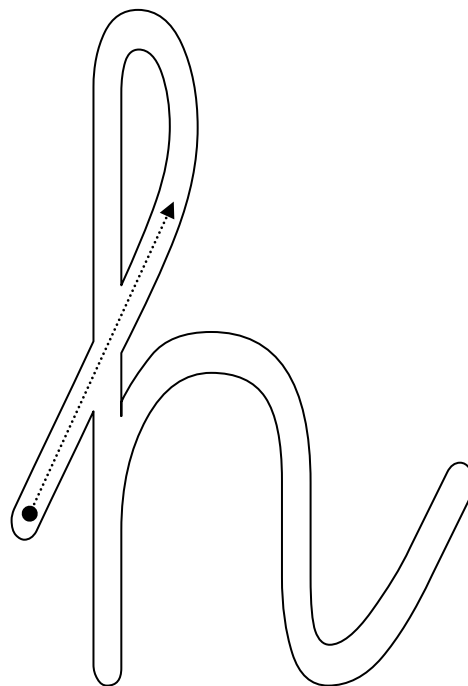
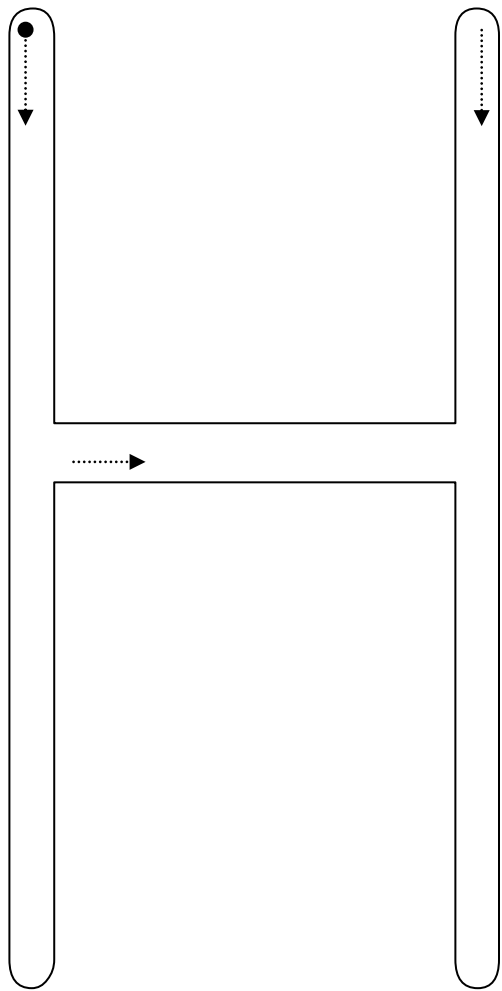
* Llig i dibuixa:



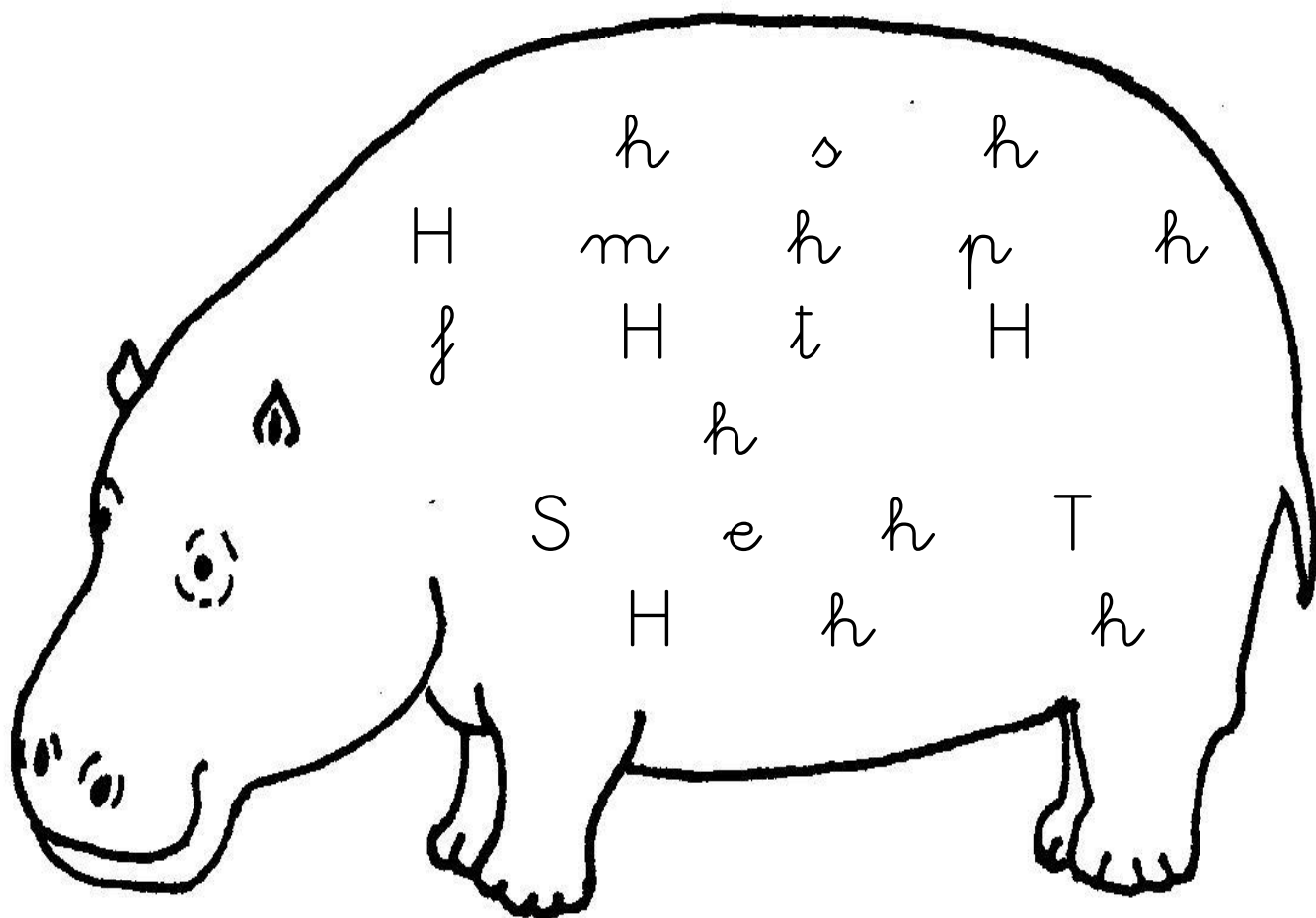
Felip posa els fideus a la sopa.

La família de Filo fa una festa.

El telèfon de la sala sona.



* Encercla les lletres h/H .



*Repassa amb els colors.

ha ha ha ha

ho ho ho ho

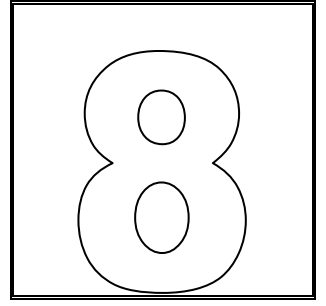
he he he he

hu hu hu hu

hu hi hi hi

H

h



ha hu he ho hi


Hi Ha Ho Hu He

L' hospital , l' hotel , huit , hui

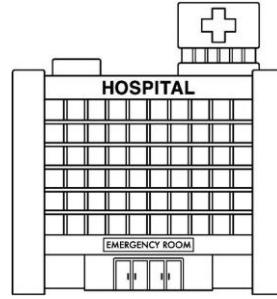
l' ham , l' home , l' hipopòtam

L' home està a l' hospital.


Hui fa sol.




huit



l' hospital




una hiena



un hipopòtam



Un home



un ham

* Llig i dibuixa:

home

hotel

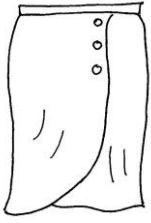
hipopòtam

huit


ham

hospital

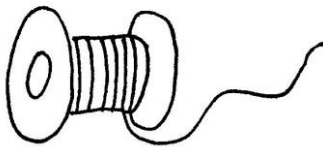
-Relaciona cada dibuix amb la seua paraula:



tele



moto




pa



fil





falda




doxi

- Completa i copia:

Te mal al  .


Hi ha un  a la  .

Hui fa molt de  .

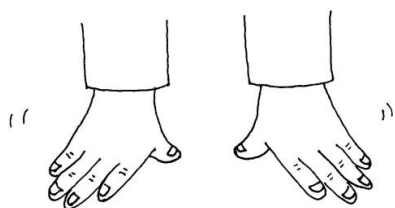
La  fa fum.


La  saluda a Elena.


- Escriu el nom:










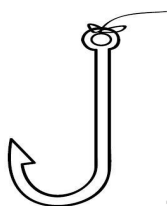


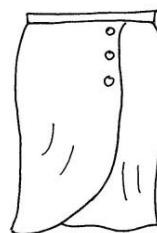


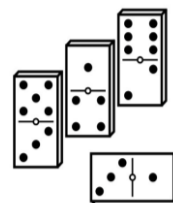

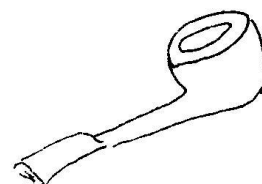
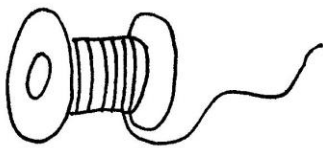



















6



1

2

