

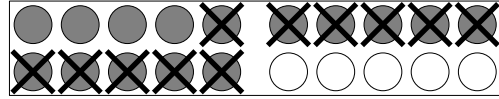
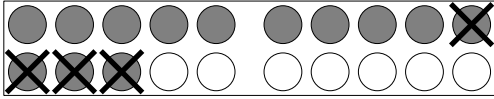
Nombre:

Fecha:



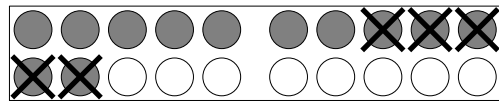
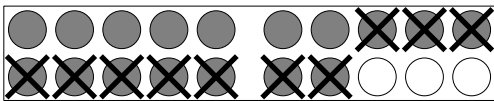
aulapt.org
Blog de recursos
para la elaboración de A.C.I.S

Resta apoyándote en la imagen de 2 formas diferentes.



13	-	4	=	9		
13	-	3	-	1	=	9


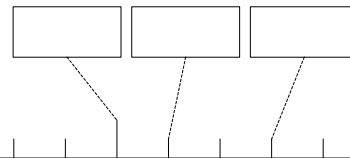
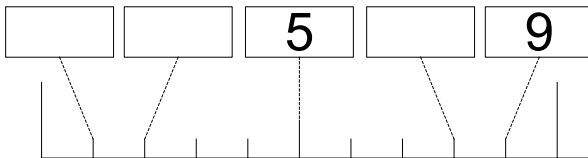
		-		=		
		-		-		=



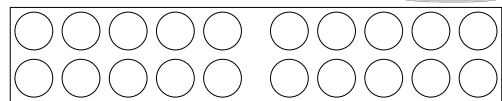
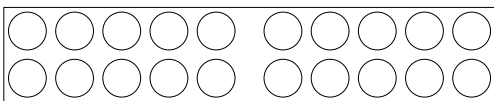
		-		=		
		-		-		=

		-		=		
		-		-		=

Completa la recta.

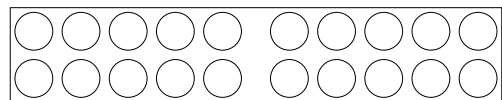
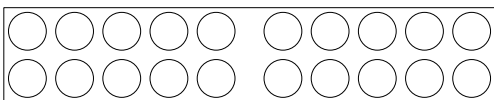


Resta de dos formas diferentes y completa la imagen.



	15	-	6	=		
		-		-		=

	19	-	11	=		
		-		-		=



	12	-	9	=		
		-		-		=

	16	-	7	=		
		-		-		=