



















A 2x5 grid of basketballs. To the left of the grid is a red circle. The entire scene is enclosed in a dashed-line border.

A 5x2 grid with 4 basketballs. To the left of the grid is a red circle. The entire scene is enclosed in a dashed-line border.

A 2x5 grid with 5 basketballs. To the left of the grid is a red circle. The entire scene is enclosed in a dashed-line border.









				
				

Activity 1: A 2x5 grid with a red circle to its left. The grid contains 6 basketballs: 3 in the top row (columns 2, 3, 4) and 3 in the bottom row (columns 2, 3, 5). All other cells are empty.







Activity 2: A 2x5 grid with a red circle to its left. The grid contains 3 basketballs: 1 in the top row (column 3), and 2 in the bottom row (columns 2, 4). All other cells are empty.

Activity 3: A 5x2 grid with a red circle above it. The grid contains 5 basketballs in the left column, one in each row. All cells in the right column are empty.

Activity 1: A 2x5 grid with a red circle to its left. The grid contains 6 basketballs in the following positions: Row 1, Columns 1, 2, 4, 5; Row 2, Columns 1, 3, 5.

Activity 2: A 2x5 grid with a red circle above it. The grid contains 6 basketballs in the following positions: Row 1, Column 5; Row 2, Column 5; Row 3, Column 1; Row 4, Column 1; Row 5, Column 1.

Activity 3: A 2x5 grid with a red circle to its left. The grid contains 6 basketballs in the following positions: Row 1, Columns 3, 4, 5; Row 2, Columns 1, 2, 4.

